



# TAI-SAW TECHNOLOGY CO., LTD.

No. 3, Industrial 2nd Rd., Ping-Chen Industrial District,  
Taoyuan, 324, Taiwan, R.O.C.

TEL: 886-3-4690038 FAX: 886-3-4697532

E-mail: [tstsales@mail.taisaw.com](mailto:tstsales@mail.taisaw.com) Web: [www.taisaw.com](http://www.taisaw.com)

## Approval Sheet For Product Specification

Issued Date:

Product Name: SAW Resonator 433.92 MHz SMD 3X3 mm

TST Parts No.: TC0317B

Customer Parts No.: \_\_\_\_\_

Company: _____
Division: _____
Approved by : _____
Date: _____

Checked by: Asin Lin

Approval by: Francis Chen

Date: 2007/8/08



# TAI-SAW TECHNOLOGY CO., LTD.

No. 3, Industrial 2nd Rd., Ping-Chen Industrial District,  
Taoyuan, 324, Taiwan, R.O.C.

TEL: 886-3-4690038 FAX: 886-3-4697532

E-mail: [tstsales@mail.taisaw.com](mailto:tstsales@mail.taisaw.com) Web: [www.taisaw.com](http://www.taisaw.com)

## SAW Resonator 433.92 MHz

MODEL NO.: TC0317B

REV. NO.:1

### A. FEATURES:

1. 1-Port Resonator.

### B. MAXIMUM RATING:

1. Input Power Level: 0 dBm
2. DC voltage: 12 V
3. Operating Temperature: -40°C to +85°C
4. Storage Temperature: -40°C to +85°C

### C. ELECTRICAL CHARACTERISTICS:

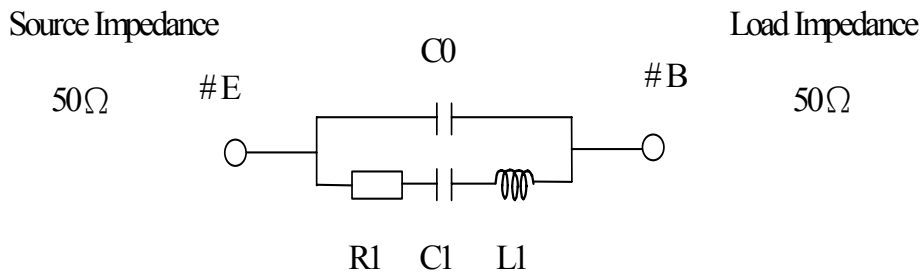
Reference Temperature  $T_A=25^\circ\text{C}$

Characteristic	Units	Minimum	Typical	Maximum
Center frequency <b>F<sub>c</sub></b>	<b>MHz</b>	433.880	433.920	433.960
Insertion Loss <b>IL</b>	<b>dB</b>	-	1.58	2.2
Unload quality factor <b>Q<sub>U</sub></b>		6000	11000	-
Ageing of fc	<b>ppm/yr</b>	-	-	±10
Motional capacitance <b>C1</b>	<b>fF</b>	-	1.5	-
Motional inductance <b>L1</b>	<b>μH</b>	-	89.79	-
Motional resistance <b>R1</b>	<b>Ohm</b>	-	22.25	-
Parallel capacitance <b>C<sub>0</sub></b>	<b>pF</b>	-	2.95	-
Frequency Temperature coefficient (TC <sub>f</sub> )	<b>ppm/c*2</b>	-	0.032	-
Turnover To	<b>deg.C</b>	10	20	30
Package size		SMD 3X3X1.1 mm		

Temperature dependence of fc:  $f_c(T_A)=f_c(T_O)(1+TC_f(T_A-T_O)^2)$

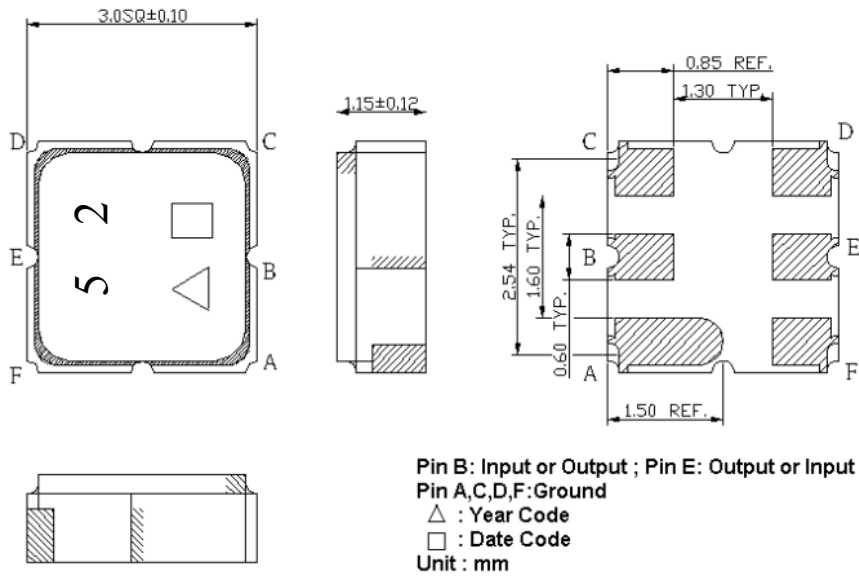
### D. EQUIVIRENT CIRCUIT:

One-Port Resonator:



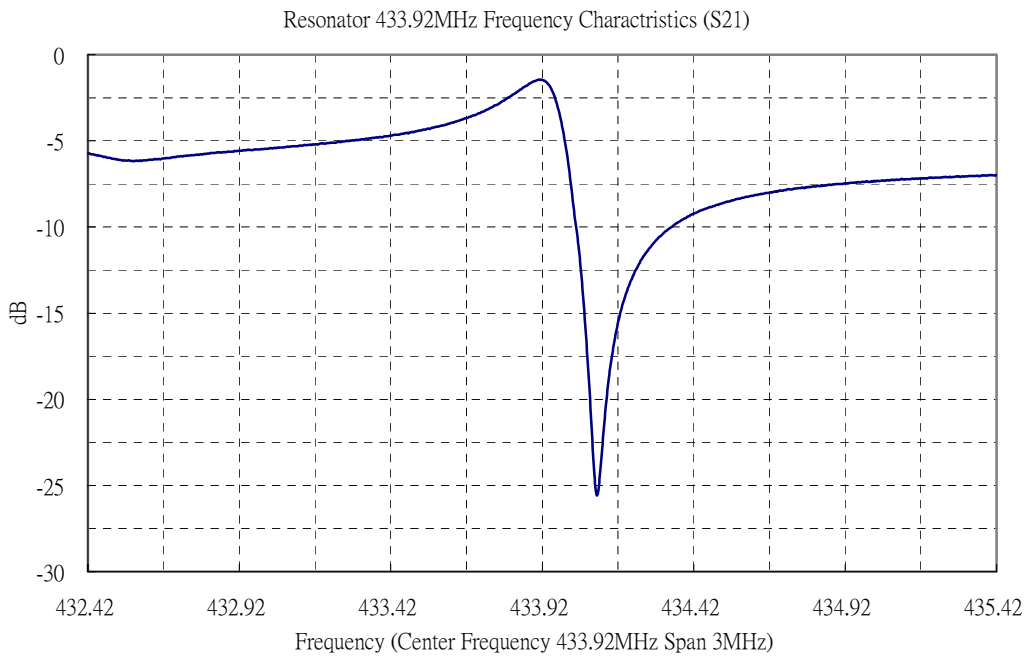
RoHS Compliant  
Lead free  
Lead-free soldering

**E. OUTLINE DRAWING:**

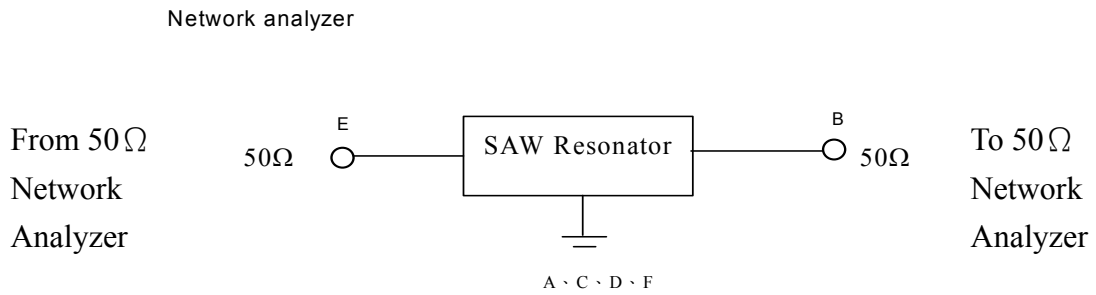


□ Date code: Provided by planer each year  
 Year code: 6 for 2006, 7 for 2007, ...

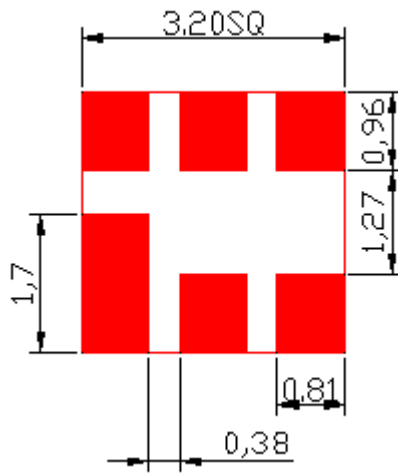
**F. FREQUENCY CHARACTERISTICS:**



G. TEST CIRCUIT:

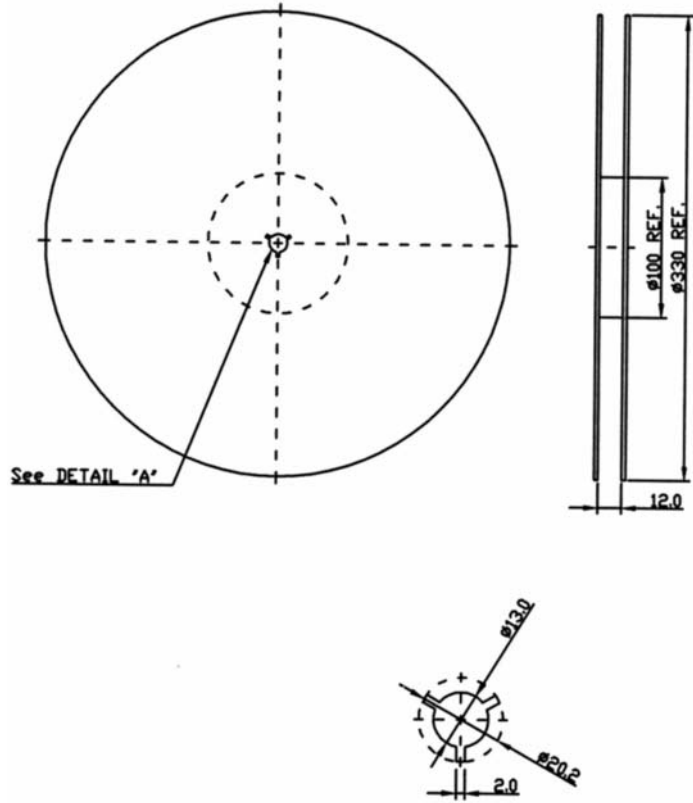


H. PCB FOOTPRINT:

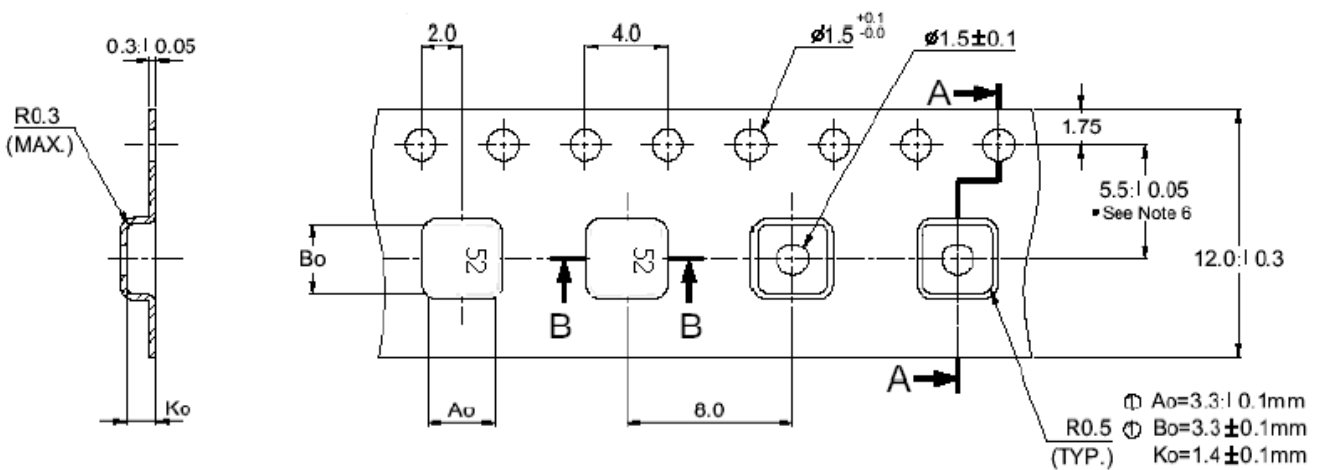


I. PACKING:

1. REEL DIMENSION



2. TAPE DIMENSION



J. REFLOW PROFILE

